

Features :

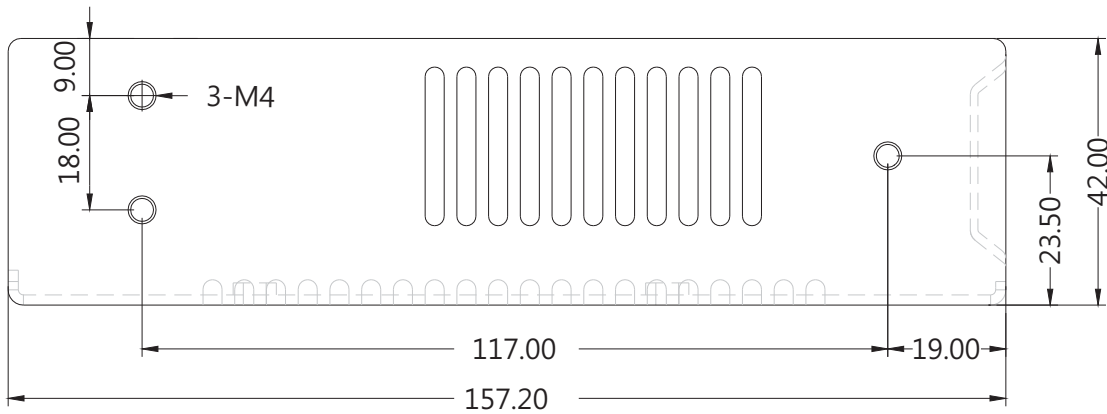
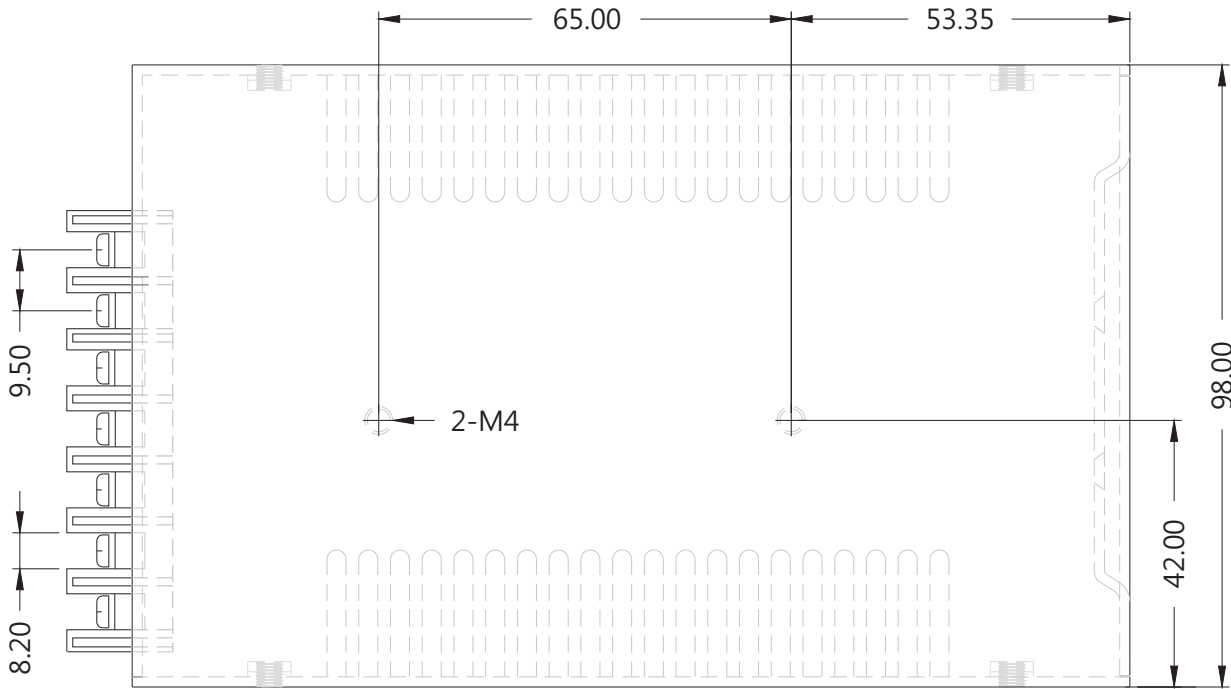
- Green design, No-load power consumption < 0.7W
- Universal AC input with active PFC
- Protections: Short circuit / Over load / Over voltage
Brown-out (Low AC Input Voltage)
- Cooling by free air convection
- Power ON with LED indicator
- All using 105°C long life electrolytic capacitors
- High operation temperature up to 70°C
- Withstand 2G vibration test
- 100% full load burn-in test
- High efficiency, long life and high reliability
- 3 years warranty



MODEL		AK-100-05	AK-100-7.5	AK-100-12	AK-100-13.5	AK-100-15	AK-100-24	AK-100-27	AK-100-48	
Output	DC Voltage Range	5V	7.5V	12V	13.5V	15V	24V	27V	48V	
	Rated Current	20A	13.5A	8.5A	7.5A	6.7A	4.2A	3.8A	1.95A	
	Current Range	0 ~ 20A	0 ~ 13.5A	0 ~ 8.5A	0 ~ 7.5A	0 ~ 6.7A	0 ~ 4.2A	0 ~ 3.8A	0 ~ 1.95A	
	Rated Power	100W	101.2W	102W	101.2W	100.5W	100.8W	102.6W	93.6W	
	Ripple & Noise (max.)	Note.2 100 mVp-p	100 mVp-p	100 mVp-p	100 mVp-p	100 mVp-p	120 mVp-p	120 mVp-p	200 mVp-p	
	Voltage Adj. Range	4.5~5.5V	6.75~8.25V	10.8~13.2V	12.15~14.9V	13.5~16.5V	21.6~26.4V	24.3~29.7V	43.2~52.8V	
	Voltage Tolerance	Note.3 ±2%	±1.5%	±1%	±1%	±1%	±1%	±1%	±1%	
	Line Regulation	±1%	±1%	±0.5%	±0.5%	±0.5%	±0.5%	±0.5%	±0.5%	
	Load Regulation	±1%	±1%	±0.5%	±0.5%	±0.5%	±0.5%	±0.5%	±0.5%	
	Setup, Rise Time	1300ms, 100ms at full load								
Hold Up Time (Typ.)	> 32ms / 230VAC, >10ms / 115VAC at full load									
Input	Voltage Range	Note.4 90 ~ 264VAC	127 ~ 370VDC							
	Frequency Range	50 / 60Hz								
	Power Factor (Typ.)	>0.9 / 230VAC		>0.98 / 115VAC at full load						
	Efficiency (Typ.)	83%	85%	85%	86%	88%	89%	89%	89%	
	AC Current (Typ.)	1.2 A / 115VAC		0.6A / 230VAC						
	Inrush Current (Typ.)	27A / 115VAC 55A / 230VAC								
Leakage Current	< 2mA / 230VAC									
Protection	Over Load	> 105% rated output power Protection type : Hiccup mode, recovers automatically after fault condition is removed								
	Over Voltage	115% ~ 150% rated output voltage Protection type : latch-off mode								
	Over Temperature	90°C ±5°C detect on Air Protection type : shut down o/p voltage, after temperature goes down and re-power ON to recover								
Environment	Working Temp.	-20°C ~ +70°C (Refer to output load de-rating curve)								
	Working Humidity	20 ~ 90% R.H non-condensing								
	Storage Temp., Humidity	-40 ~ +85°C 10 ~95% R.H								
	Temp.Coefficient	±0.03%/°C (0 ~ 50°C)								
	Vibration	10 ~ 500Hz, 5G 10min./1 cycle, period for 60 min. Each along X,Y,Z axes								
Safety & EMC Note.5	Safety Standards	UL 60950-1, 2 nd Edition, TUV EN60950-1 : 2006+A11 Approved								
	Withstand Voltage	I/P - O/P : 3KVAC(4242 DC) I/P - FG : 1.5KVAC(2121 DC) O/P-FG : 0.5KVAC(707DC), 1 min								
	Isolation Resistance	I/P - O/P, I/P - FG, O/P - FG: 100M Ω / 500VDC								
	EMI Conduction & Radiation	EN55022: 2006 Class B								
	Harmonic Current	EN61000-3-2: 2006 Class A, EN61000-3-3: 1995+A1: 2001+A2: 2005								
EMS Immunity	EN61204-3: 2000, EN55024: 1998+A1: 2001+A2: 2003 light industry level, criteria A									
Others	MTBF	691.8K HRS Compliance : MIL-HDBK-217F								
	Cooling	Air Cooling								
	Dimension (W*H*D)(mm/inch)	157x98x42mm / 6.18x3.86x1.65 inch								
	Packing	0.65kg ; 24Pcs/15.6kg								
Note	<ol style="list-style-type: none"> 1. All parameters NOT specially mentioned are measured at 230VAC input, rated load and 25°C of ambient temperature. 2. Ripple & noise are measured at 20MHz of bandwidth by using a 12" twisted pair-wire terminated with a 0.1uf & 47 uf parallel capacitor. 3. Tolerance: includes set up tolerance, line regulation and load regulation. 4. De-rating may be needed under low input voltages. Please check the de-rating curve for more details. 5. The power supply is considered a component which will be installed into a final equipment. The final equipment must be re-confirmed that it still meets EMC directives. 									

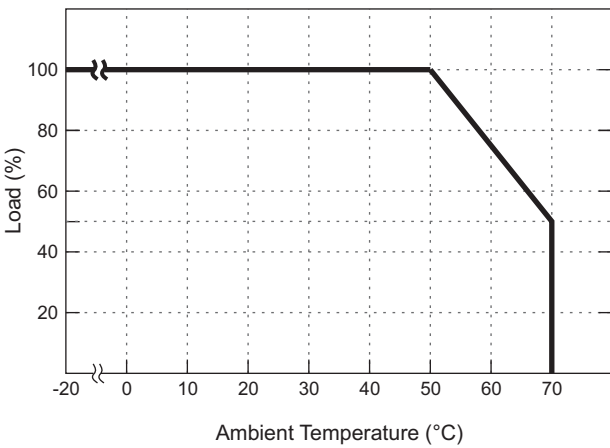
Mechanical Specification

Unit : mm



De-rating Curve

Load VS. Temp.



Load VS. I/P Voltage

